


Looking ahead,  
going beyond expectations  
*Ahead > Beyond*




## Borehole Pumps

Product Catalogue





[www.ebara-europe.com](http://www.ebara-europe.com)

Looking ahead,  
going beyond expectations  
*Ahead*  *Beyond*

# Reliable, versatile, efficient.

The wide range of **borehole pumps** from 3" to 8" ensures high performance and ease of use.

From lifting, distribution and pressurisation of industrial systems to fire-fighting groups, from HVAC applications to fountains and the movement of clear water from wells and cisterns, our submersible pumps guarantee reliability, high resistance to corrosion and high efficiency thanks to special technical and constructive solutions.

The possibility of choice between different **motors** and **electrical panels** makes the range versatile and flexible to suit different types of use.

The efficiency and reliability of the pumps is enhanced by the ability to use inverter technology systems, including *E-SPD* and *E-drive*, for energy and cost savings of the entire system and an improvement of environmental sustainability.



# Sectors and Areas of Application

**Water movement**

For the movement of clear water from wells in residential and domestic uses and to ensure the correct level of comfort

**Pressurisation**

For the pressurisation of water in residential, commercial, industrial and agricultural areas ensuring an efficient water supply

**Irrigation**

To make available the water necessary for crops

**Fire-fighting**

For the creation of fire-fighting groups compliant with the European standard UNI EN 12845

**Washing**

For the creation of washing systems used in industry

**Water supply**

For the supply of clear water in domestic, agricultural and industrial applications

**Water treatment**

For use in water treatment plants, such as reverse osmosis

**Cooling systems**

To ensure the circulation of water in domestic and industrial cooling processes

**Fountains**

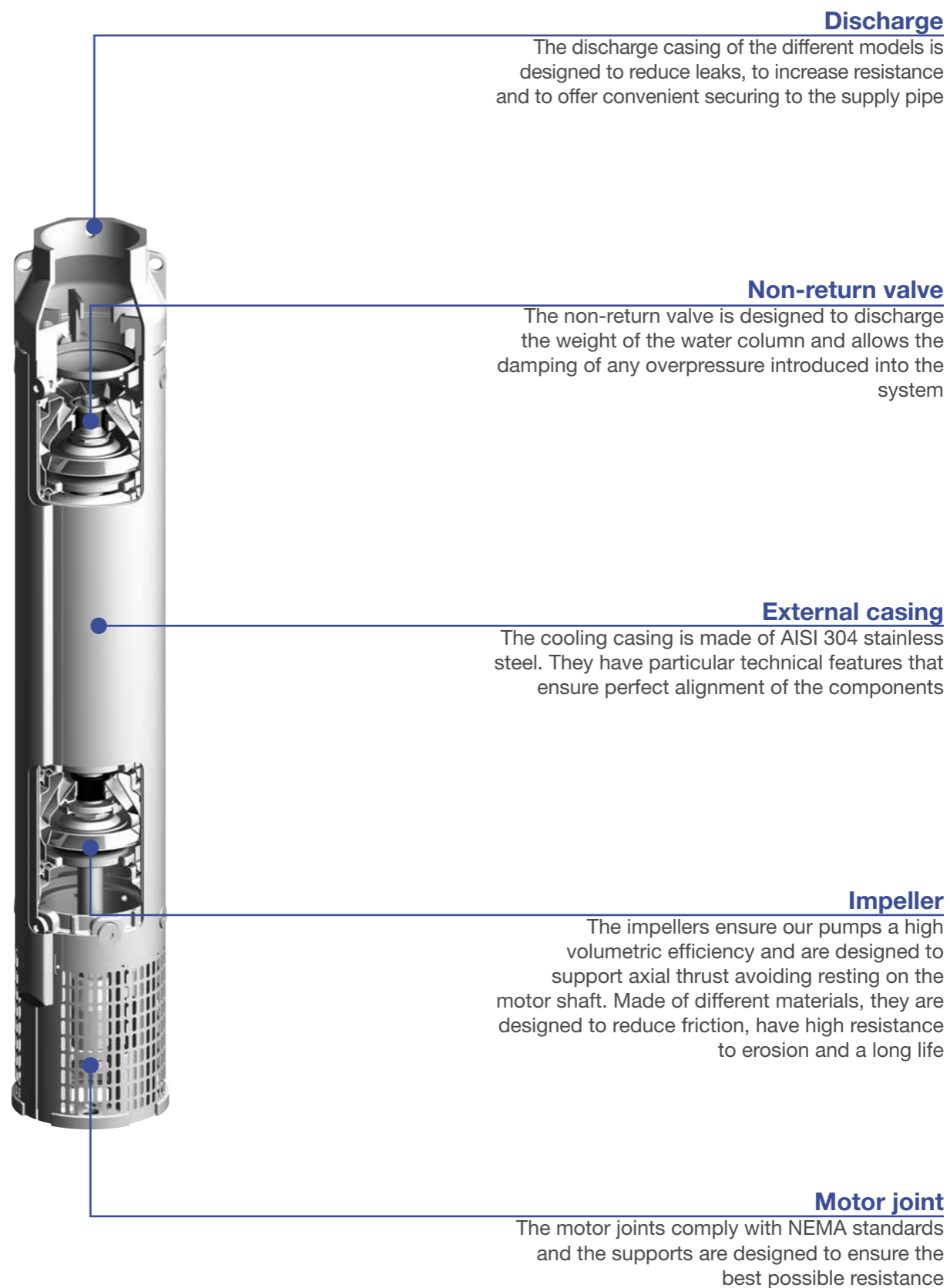
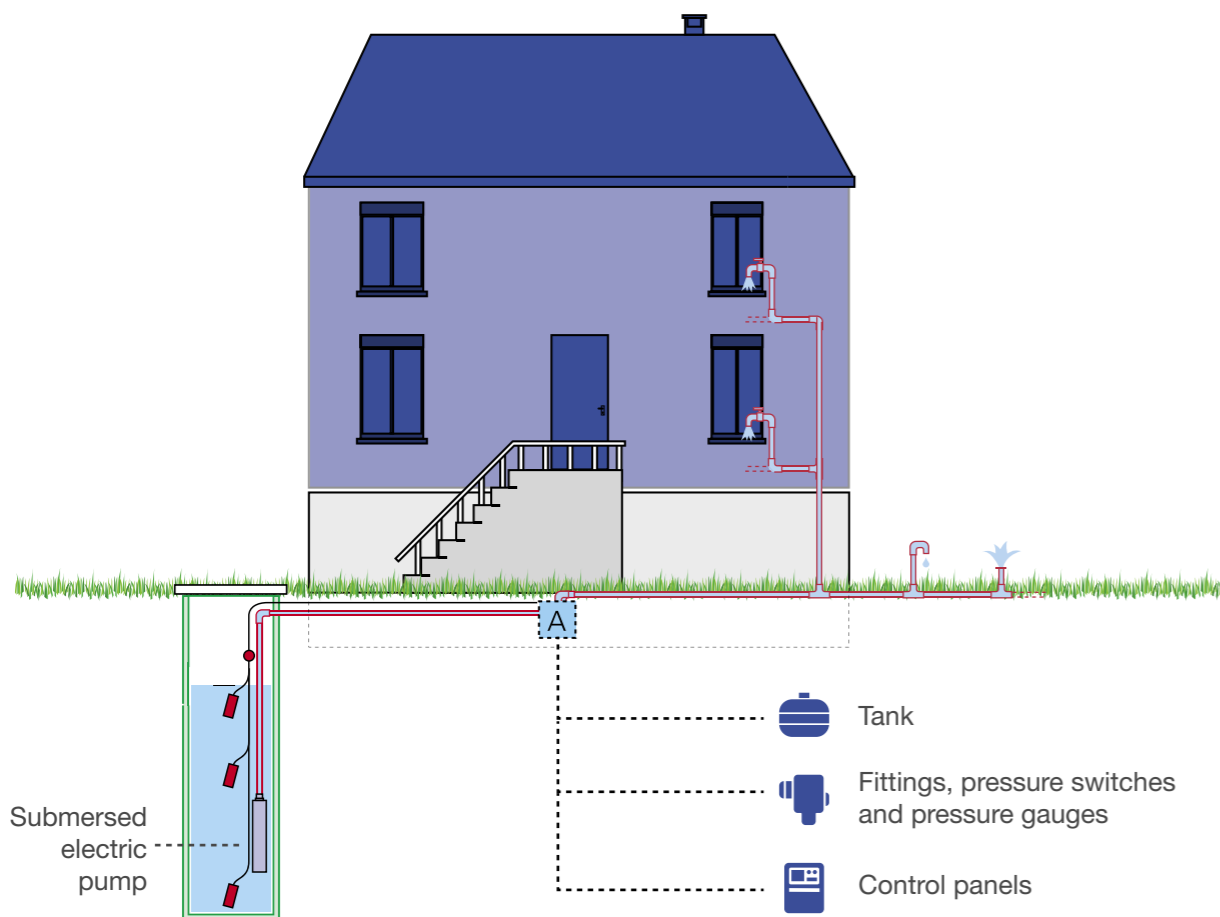
For the efficient circulation of process water ensuring the required performance



# Ease of installation

Simplicity, flexibility, easy maintenance. They are all features that make the difference and are important for the installation of a pump. EBARA submersible electric pumps include: simple design, high quality components optimised for the best performance, the possibility of performing quick, easy maintenance without the need for special equipment, flexibility of choice between 3", 4", 6" and 8" motors, with the adapter joint that allows the combination of the pump body and motor most suited to requirements and a wide selection of accessories to complete the functionality of our submersible pumps.

With these characteristics, the installation of EBARA pumps is quick, simple, accessible to all, and makes these pumps ideal for every application.



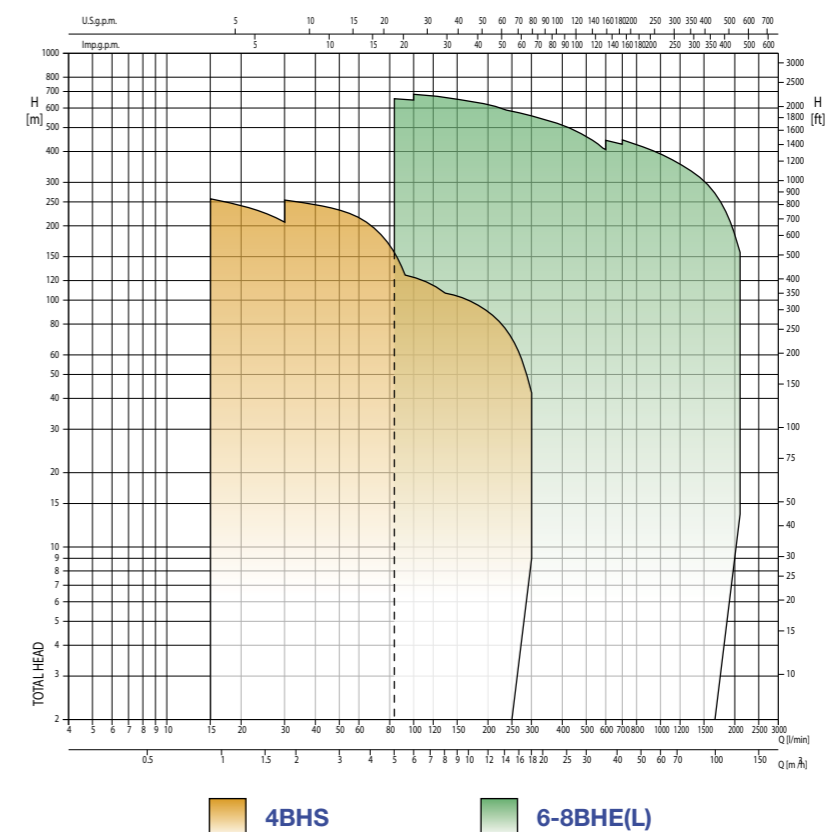
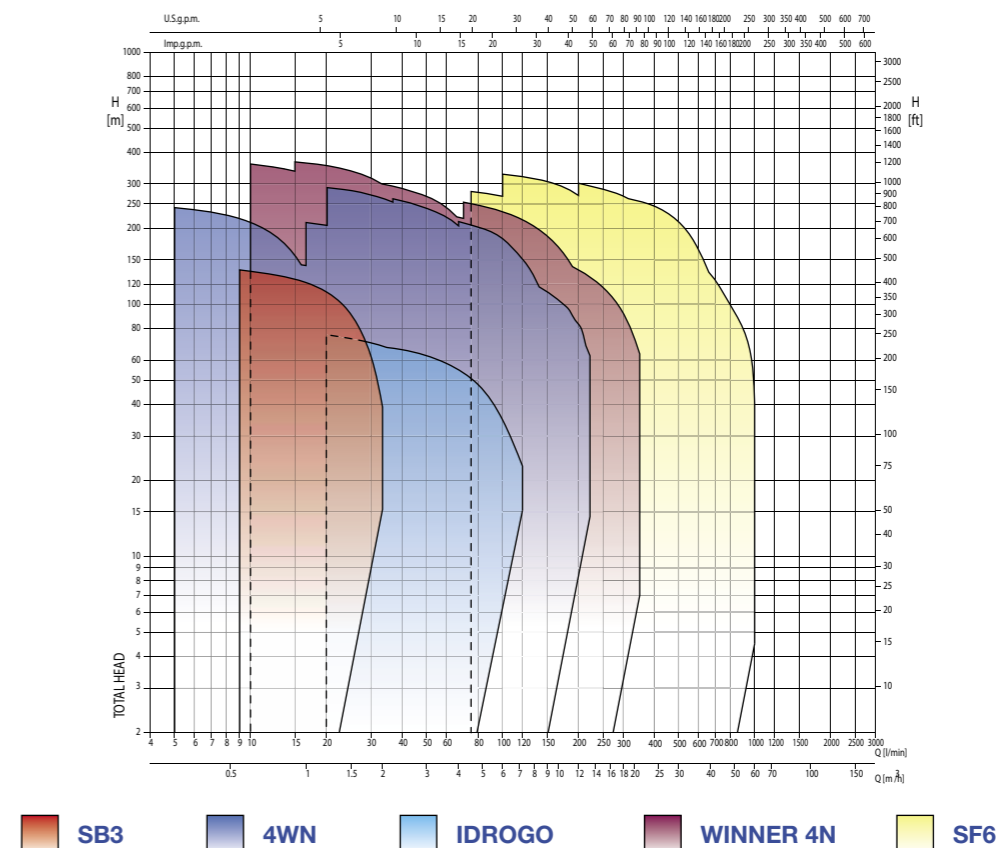
# Bespoke for everyone.

Wells for small domestic applications or for watering the garden. Large and deep wells with requests for large flow rates for the pressurisation of residential buildings, fire-fighting groups or industrial applications.

EBARA includes within the range of its submersible pumps **different types** of products, which differ in **diameter**, **materials** used and **performance** range.

**SB3**, the smallest with a diameter of 3", combines the advantages of the AISI 304 stainless steel components with the advantages of technopolymer hydraulics, followed by 4" WINNER 4N, 4WN and 4BHS. The **WINNER 4N** and the **4WN** have stainless steel components and technopolymer impellers while the **4BHS** is made **entirely of stainless steel**. The range also includes **IDROGO**, 5" electric pump. It has an external casing, filter and closing ring in AISI 304 stainless steel, while the impeller and diffuser are in polypropylene and polystyrene (PPE + PS). Then there are **SF6** and **6BHE** which are 6" electric pumps. The first has a stainless steel outer casing and PPO impellers reinforced with glass fibres, the second is **entirely in AISI 304 stainless steel** and is also available in **AISI 316** (6BHEL).

The product series is completed by the **8BHE**, an 8" submersible electric pump, also **completely in AISI 304 stainless steel** and also in the **AISI 316** (8BHEL) version.



# SB3

## 3" submersible centrifugal pump

Casing, discharge casing and motor joint are in AISI 304. Polyacetal resin POM diffuser. Impeller in PPO, glass fibre reinforced polymer.

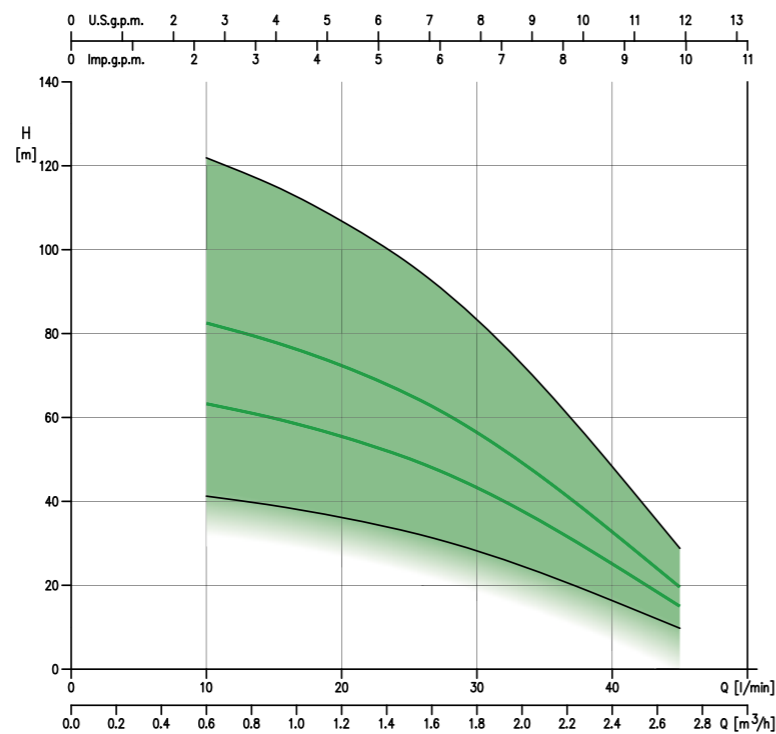
Especially recommended for the movement of clear water in wells, the pressurisation of clean water for agricultural use, industrial use and for the irrigation and pumping of water in general.





Suitable for horizontal operation



Silent



- Total head from 9.8 to 122 m
- Capacity from 0.6 to 2.7 m<sup>3</sup>/h
- Maximum immersion 60 m
- Maximum liquid temperature 30°C
- Maximum sand content 50 ppm



# WINNER 4N

## 4" submersible centrifugal pump

4" submersible centrifugal electric pump in AISI 304 with floating impellers with frontal shim.

Outer casing, shaft and valve are in AISI 304. Discharge casing in EN 1.4308 (ASTM CF8). The impeller is in Ixef<sup>®</sup> (glass fibre reinforced thermoplastic) for 4N1 - 4N2 - 4N4 - 4N7 models, in glass fibre reinforced polycarbonate for 4N10 - 4N15 models, PPE+PS diffuser reinforced with glass fibres. Particularly recommended for the movement of clear water in wells, the pressurisation of clean water for agricultural, domestic or industrial use, or for the irrigation and movement of water in general.



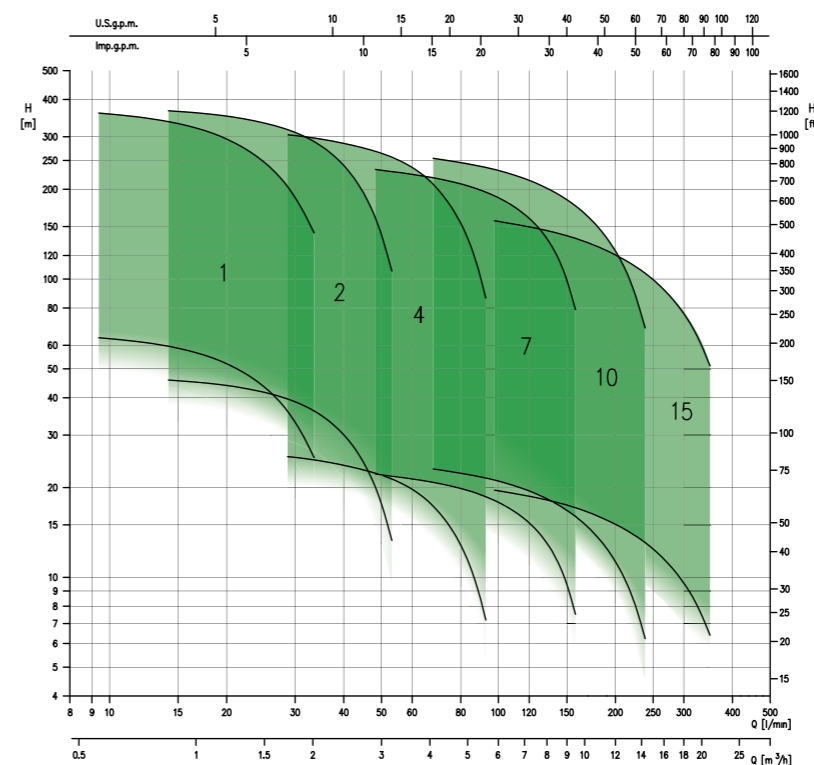
Suitable for horizontal operation



High resistance to corrosion



Easy installation



- Total head from 6.2 to 367 m
- Capacity from 0.6 to 21 m<sup>3</sup>/h
- Maximum immersion:
  - 350 m (water filled motor)
  - 150 m (oil filled motor)
- Maximum liquid temperature 40°C
- Maximum sand content 50 ppm
- Maximum chlorine content 500 ppm
- MEI > 0.4



# 4WN

## 4" submersible centrifugal pump

4" submersible centrifugal electric pump in AISI 304 with a thick outer stainless steel casing, the discharge casing and the lower support are made of micro-cast stainless steel, the stainless steel non-return valve, as well as the stages, the pump shaft, the coupling joint and the stainless steel filter grid. Floating Noryl impellers and glass fibre reinforced polycarbonate diffusers. Motor coupling in accordance with the NEMA standards.

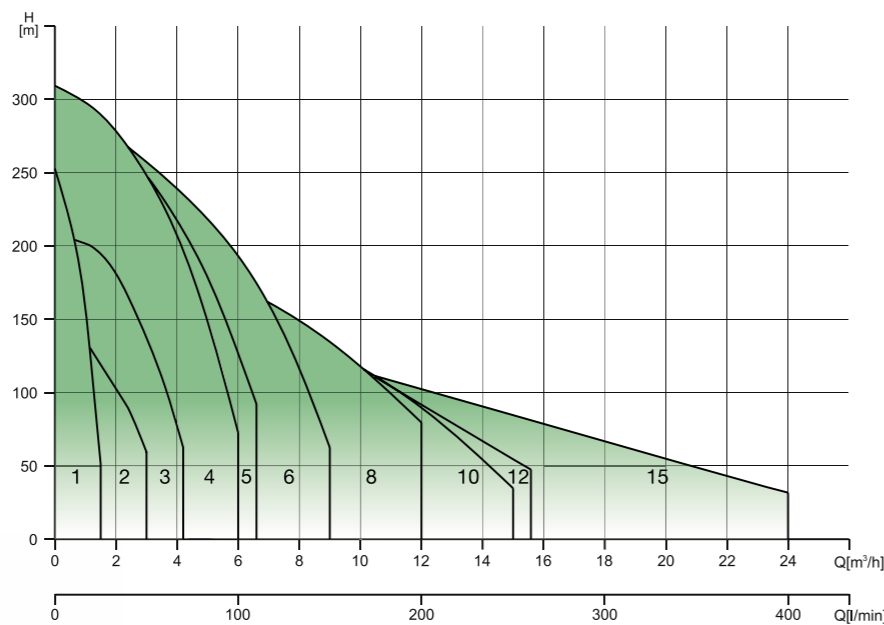
Particularly recommended for the movement of clear water in wells, the pressurisation of clean water for agricultural, domestic or industrial use, or for the irrigation and movement of water in general.



High resistance to corrosion



Easy installation



- Total head from 3 to 289 m
- Capacity from 0.3 to 24 m³/h
- Maximum immersion 150 m
- Maximum liquid temperature 35°C
- Maximum sand content 50 gr/m³
- MEI > 0.4 (from 4WN1 to 4WN5)



# 4BHS

## 4" submersible centrifugal pump

4" submersible centrifugal electric pump made entirely of AISI 304 stainless steel.

Suitable for coupling with NEMA-compliant motors.

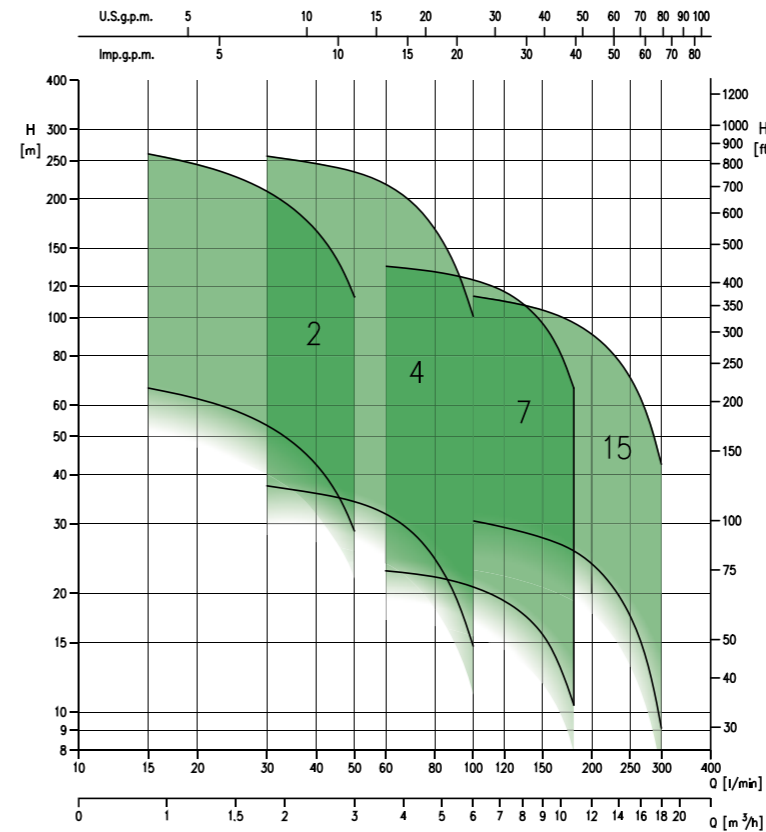
The discharge casing and the motor support are made of molded stainless steel. Support, openings, joint, impeller, diffuser, valve, stages, tie rods and cable cover in EN 1.4301 (AISI 304). The shim ring in EN 14.301 (AISI 304) + EPDM while the shaft in EN 1.4401 (AISI 316). Radial bearings, axial bearings and thrust bearing are made of tungsten carbide. Suitable for domestic, agricultural and industrial water supply systems, pressurisation systems, for fire-fighting, irrigation, washing for and clear water movement in general.



High resistance to corrosion



Easy installation



- Total head from 9.1 to 260 m
- Capacity from 0.9 to 18 m³/h
- Maximum immersion 150 m (water filled motor)  
150 m (oil filled motor)
- Maximum liquid temperature 30°C
- Maximum sand content 50 ppm
- Maximum chlorine content 500 ppm
- MEI > 0.4 (only for 4BHS 2 - 4 - 7)





# IDROGO

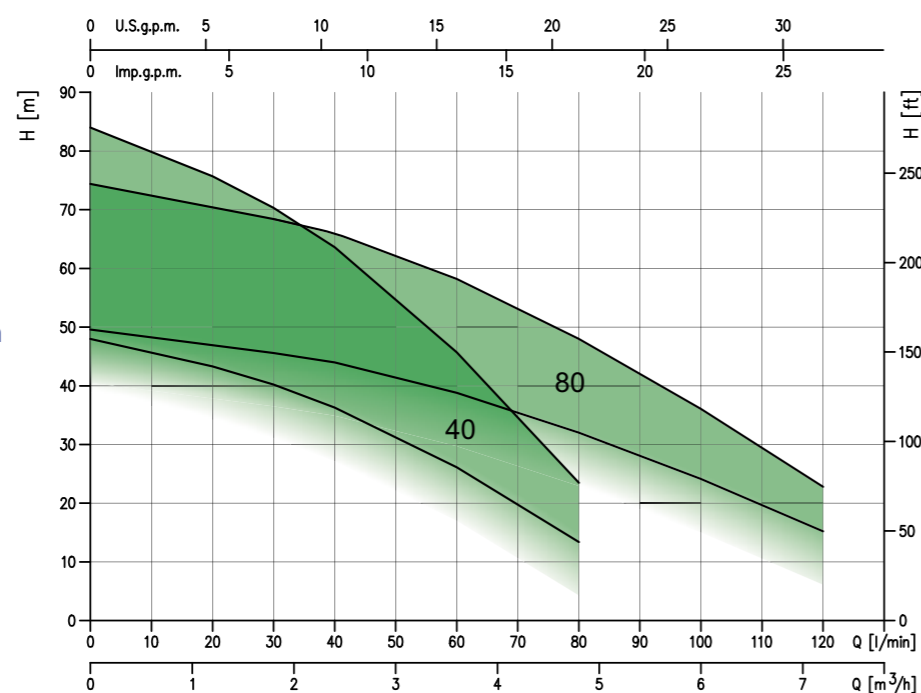
## 5" submersible centrifugal pump

External casing, motor cover, seal housing disc, filter and closing ring in AISI 304 impeller, diffuser and spacer in PPE+PS reinforced with fibreglass and shaft in AISI 431. Upper mechanical seal (motor side) in Carbon/Ceramic/NBR while the lower one (pump side) in SiC/Carbon/NBR.

Movement of clean water from wells, cisterns and tanks, the pressurisation of domestic systems, small irrigation, the washing of vehicles and increases in pressure in general.



Suitable for horizontal operation



- Total head from 10.3 to 75.7 m
- Capacity from 1.2 to 7.2 m<sup>3</sup>/h
- Maximum immersion 150 m
- Maximum liquid temperature 40°C
- Maximum solid size passage 2.5 mm

Impeller, diffuser and spacer in PPE+PS reinforced with fibreglass



# SF6

## 6" submersible centrifugal pump

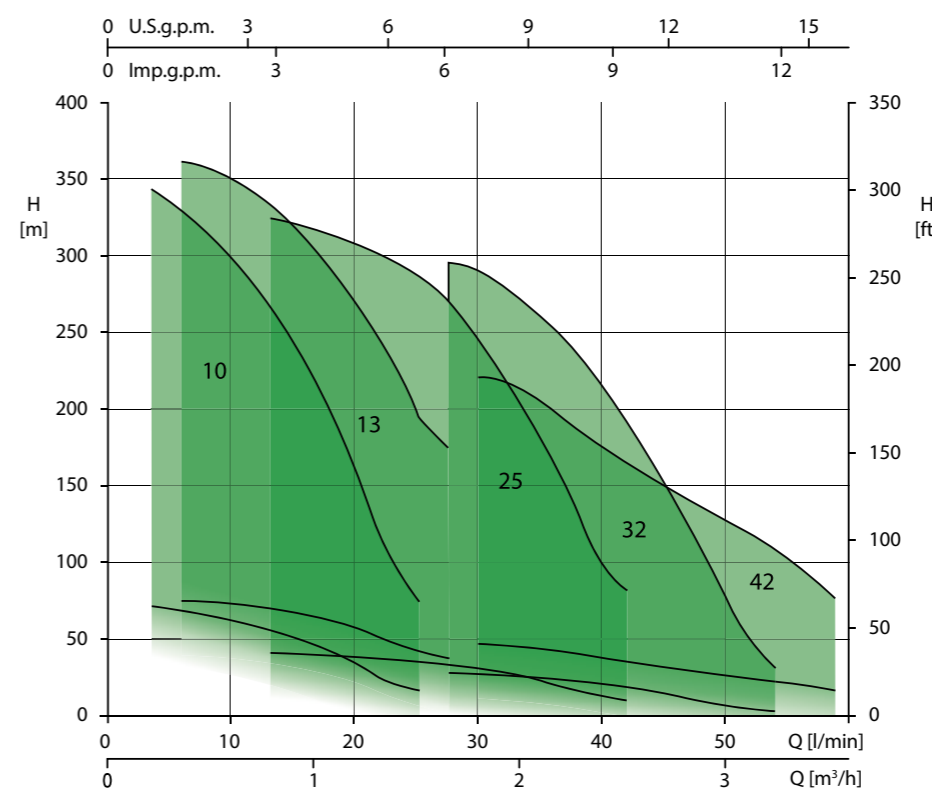
Discharge and suction casing in AISI 304. Outer casing, spacers, shim rings, non-return valve, cable protection and suction grid in AISI 304. The impellers and diffusers in PPO reinforced with glass fibres. The shaft is in AISI 420. Suitable for water supply systems for civil and industrial use, for pressurisation systems, for irrigation, aqueducts for communities.



High resistance to corrosion



Light and easy to transport



- Total head from 4 to 362 m
- Capacity from 3 to 66 m<sup>3</sup>/h
- Maximum liquid temperature 30°C
- Maximum sand content 50 ppm
- MEI > 0.4 for SF6 R10 - R13



# 6BHE(L)

## 6" submersible centrifugal pump

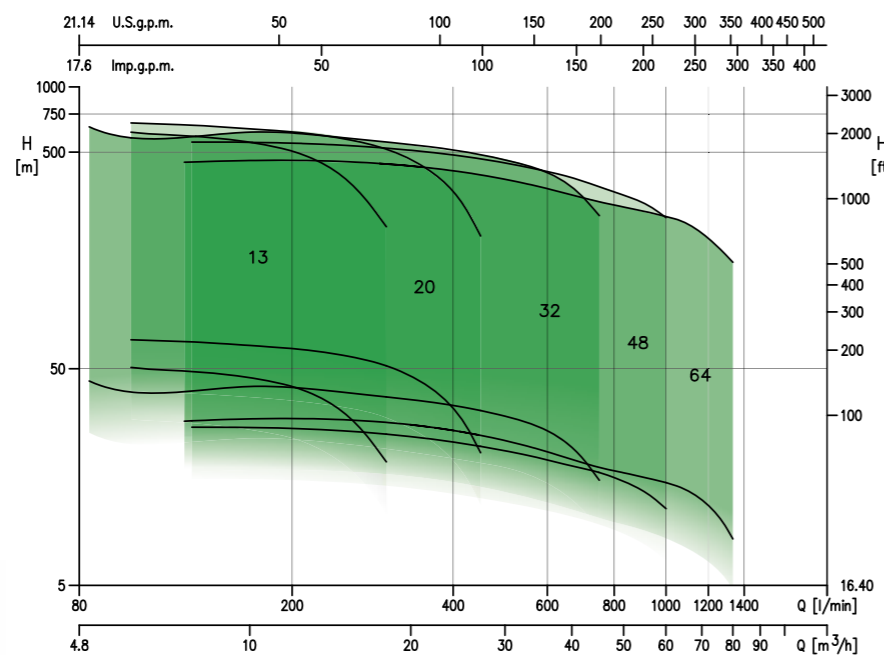
6" submersible pump, stainless steel AISI 316 AISI 304 (6BHE) and (6BHEL), for deep wells. Discharge casing, impeller, stages, support and diffuser are in AISI 304 or AISI 316 depending on the model. The shaft is in AISI 431 for 6BHE and AISI 316 + AISI 329 for 6BHEL. They can be used for water supply from deep wells, for water distribution and pressurisation, irrigation systems, water treatment, filtering and reverse osmosis, industrial cooling systems, fountains and fire-fighting systems.



Suitable for horizontal operation



High resistance to corrosion



- Total head from 11.3 to 682 m
- Capacity from from 5 to 75 m<sup>3</sup>/h
- Maximum immersion: 350 m (water filled motor) 150 m (oil filled motor)
- Maximum liquid temperature 60°C
- Maximum sand content 100 gr/m<sup>3</sup>
- MEI > 0.4 (for all models except 6BHE (L) 13)



# 8BHE(L)

## 8" submersible centrifugal pump

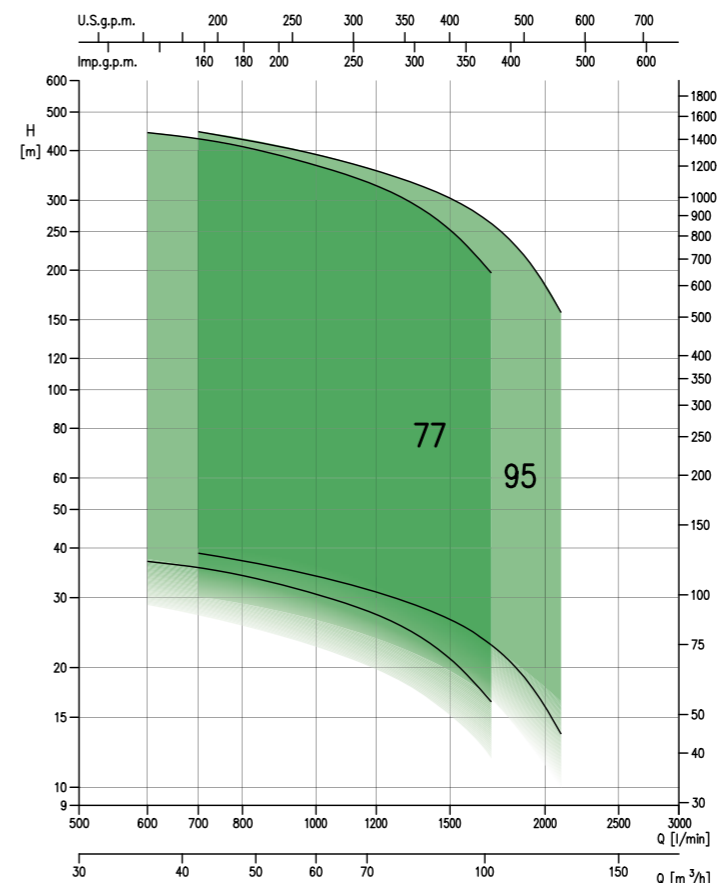
8" submerged centrifugal electric pump, for semi-axial flow deep wells, in stainless steel AISI 304 (8BHE) or AISI 316 (8BHEL). Developed specifically for high flow pumping needs. Discharge casing, stages and support in AISI 304 or AISI 316 depending on the model. The shaft is in AISI 329 and the impeller in AISI 316. They can be used for water supply from deep wells, for water distribution and pressurisation, irrigation systems, water treatment, filtering and reverse osmosis, industrial cooling systems, fountains and fire-fighting systems.



Suitable for horizontal operation



High resistance to corrosion



- Total head from 13.6 to 446 m
- Capacity from from 36 to 126 m<sup>3</sup>/h
- Maximum immersion: 350 m (water filled motor) 150 m (oil filled motor)
- Maximum liquid temperature 60°C
- Maximum sand content 100 gr/m<sup>3</sup>



# Submersed motors

## Single phase and three phase, oil filled motor and water filled motor versions

The different availability of electric motors combined with submersible pumps widen the range of pump performance, thus providing the possibility of having the best possible performance in terms of flow rate, prevalence and energy efficiency.



High resistance  
to corrosion



Available  
in AISI 316

## MAIN FEATURES

The 3", 4", 6" and 8" motors make it possible to find the right combination of hydraulic performance and electrical efficiency.

The choice is between **oil filled motors** or **water filled motors**, both available in **AISI 304** stainless steel and in **AISI 316**.

The NEMA-compliant connections ensure flexibility and ease of use.

# Cable sizing

## Oil filled motors 3"

**Example: Motor 0.75 kW - 230V single phase - cable length 75 m = 4x2.5 mm<sup>2</sup>**

Motor	HP	kW	Cable type								
			3x1.5	3x2.5	3x4	3x6	4x1	4x1.5	4x2.5	4x4	4x6
Type 3" Single phase 230V	0.5	0.37	-	-	-	-	50	75	125	-	-
	0.75	0.55	-	-	-	-	38	57	95	152	-
	0.8	0.6	70	120	180	270	-	-	-	-	-
	1	0.75	-	-	-	-	30	45	75	120	174
	1.2	0.9	60	85	125	190	-	-	-	-	-
2.0	1.5	55	75	90	140	-	-	-	-	-	
Type 3" Three phase 400V	0.5	0.37	-	-	-	-	240	-	-	-	-
	0.75	0.55	-	-	-	-	164	246	-	-	-
	1	0.75	-	-	-	-	133	200	233	-	-
	1.5	1.1	-	-	-	-	97	146	244	390	-

## Oil filled motors 4" - 6"

**Example: Motor 1.1 kW - 230V single phase - cable length 53 m = 4x2.5 mm<sup>2</sup>**

Motor	HP	kW	Cable type								
			4x1	4x1.5	4x2.5	4x4	4x6	4x10	4x16	4x25	4x35
Type 4" Single phase 230V	0.5	0.37	50	75	125	-	-	-	-	-	-
	0.75	0.55	38	57	95	152	-	-	-	-	-
	1	0.75	30	45	75	120	174	-	-	-	-
	1.5	1.1	22	33	53	85	127	210	-	-	-
	2	1.5	-	23	38	63	92	154	246	-	-
3	2.2	-	-	28	45	67	112	180	-	-	
Type 4" Three phase 400V	0.5	0.37	240	-	-	-	-	-	-	-	-
	0.75	0.55	164	246	-	-	-	-	-	-	-
	1	0.75	133	200	333	-	-	-	-	-	-
	1.5	1.1	97	146	244	390	-	-	-	-	-
	2	1.5	72	109	180	290	435	-	-	-	-
	3	2.2	51	78	130	207	310	516	-	-	-
	4	3	41	62	104	167	250	416	-	-	-
	5.5	4	31	46	77	124	186	310	496	-	-
7.5	5.5	-	33	56	90	135	225	360	-	-	
10	7.5	-	-	-	66	100	165	270	-	-	
Type 6" Three phase 400V	5.5	4	-	-	110	160	250	400	-	-	-
	7.5	5.5	-	-	68	108	161	265	415	-	-
	10	7.5	-	-	53	84	126	207	325	-	-
	12.5	9.2	-	-	44	70	104	171	267	413	-
	15	11	-	-	-	59	87	144	223	347	548
	20	15	-	-	-	-	65	107	167	258	350
	25	18.5	-	-	-	-	-	87	136	210	295
	30	22	-	-	-	-	-	75	117	181	246
40	30	-	-	-	-	-	-	110	180	235	

# Cable sizing

## Water filled motors 4" - 6" - 8"

**Example: Motor 0.75 kW - 230V single phase - cable length 73 m = 4x2.5 mm<sup>2</sup>**

Motor	HP	kW	Cable type																		
			4x1	4x1.5	4x2.5	4x4	4x6	4x10	4x16	4x25	4x35	4x50	4x70	4x95	4x120	4x150	4x185	4x240	4x300	4x400	
Type 4" Single phase 230V	0.5	0.37	50	76	126	-	-	-	-	-	-	-	-	-	-	-	-	-	-	-	-
	0.75	0.55	39	58	97	155	-	-	-	-	-	-	-	-	-	-	-	-	-	-	-
	1	0.75	29	44	73	117	175	-	-	-	-	-	-	-	-	-	-	-	-	-	-
	1.5	1.1	20	30	50	79	119	198	-	-	-	-	-	-	-	-	-	-	-	-	-
	2	1.5	-	23	39	62	93	156	249	-	-	-	-	-	-	-	-	-	-	-	-
3	2.2	-	-	28	45	68	113	181	-	-	-	-	-	-	-	-	-	-	-	-	
Type 4" Three phase 400V	0.5	0.37	325	-	-	-	-	-	-	-	-	-	-	-	-	-	-	-	-	-	-
	0.75	0.55	223	335	-	-	-	-	-	-	-	-	-	-	-	-	-	-	-	-	-
	1	0.75	167	251	418	-	-	-	-	-	-	-	-	-	-	-	-	-	-	-	-
	1.5	1.1	120	179	299	478	-	-	-	-	-	-	-	-	-	-	-	-	-	-	-
	2	1.5	86	129	215	343	515	-	-	-	-	-	-	-	-	-	-	-	-	-	-
	3	2.2	61	91	152	243	365	609	-	-	-	-	-	-	-	-	-	-	-	-	-
	4	3	45	67	112	179	268	446	-	-	-	-	-	-	-	-	-	-	-	-	-
	5.5	4	34	51	85	135	203	338	541	-	-	-	-	-	-	-	-	-	-	-	-
	7.5	5.5	-	40	66	106	159	266	425	-	-	-	-	-	-	-	-	-	-	-	-
	10	7.5	-	-	-	78	117	196	313	-	-	-	-	-	-	-	-	-	-	-	-
Type 6" Three phase 400V	5.5	4	40	60	100	161	242	404	646	-	-	-	-	-	-	-	-	-	-	-	-
	7.5	5.5	-	45	75	120	180	300	481	-	-	-	-	-	-	-	-	-	-	-	-
	10	7.5	-	-	60	96	138	228	354	-	-	-	-	-	-	-	-	-	-	-	-
	12.5	9.2	-	-	48	77	120	192	306	468	-	-	-	-	-	-	-	-	-	-	-
	15	11	-	-	-	66	102	162	258	396	525	-	-	-	-	-	-	-	-	-	-
	20	15	-	-	-	-	72	126	192	294	402	546	-	-	-	-	-	-	-	-	-
	25	18.5	-	-	-	-	60	102	156	240	330	438	576	-	-	-	-	-	-	-	-
	30	22	-	-	-	-	-	84	132	204	276	372	489	-	-	-	-	-	-	-	-
40	30	-	-	-	-	-	-	102	156	210	288	380	490	580	-	-	-	-	-	-	
50	37	-	-	-	-	-	-	-	123	169	230	310	390	460	550	890	-	-	-	-	
Type 8" Three phase 400V	60	45	-	-	-	-	-	-	-	105	142	200	255	330	387	453	516	800	-	-	
	75	55	-	-	-	-	-	-	-	-	117	164	229	270	324	380	435	510	573	-	
	100	75	-	-	-	-	-	-	-	-	-	-	160	205	240	290	324	381	429	600	
	125	93	-	-	-	-	-	-	-	-	-	-	-	160	190	225	255	300	330	380	
	150	110	-	-	-	-	-	-	-	-	-	-	-	-	160	180	183	240	270	400	




# A driver for your system




Pressure or temperature variations, as well as the variation in the demand for water itself, are situations that commonly occur in water systems, whether they are civil pressurisation systems or related to irrigation or industrial uses. Responding promptly to these variations by linking the operation of the pressurization group to these events means **improving the efficiency** and **reliability** of the entire system. To do this, different types of inverters are available that offer different modes of operation of the group ensuring optimal operation. The available options are: **E-SPD** and **E-drive**.

## E-SPD

E-SPD is the new inverter introduced by EBARA, with air cooling, to be installed directly on terminal box of the EBARA motors, it has all the characteristics to satisfy all customer needs.



-  **Easy:** E-SPD is easy and intuitive, with terminal box mounting and easy connection, along with the easy to use start up wizard to save time.
-  **Flexibility:** E-SPD can be adapted to EBARA centrifugal pumps including both horizontal and vertical
-  **Versatility:** E-SPD can be either mounted directly on the terminal box of ETM or EBARA branded motors, or wall mounted with the optional wall bracket

-  **Visibility:** E-SPD has a large LCD display that can indicate important performance data, system parameters and alarm notifications.
-  **Safety:** E-SPD provides both protection for the motor and the pump preventing common problems like overcurrent, overheating, voltage protection, dry running and water leaks.
-  **Connectivity:** E-SPD can offer multiple connections with 2 digital inputs and outputs as standard, along with 1 analogue input and dedicated communication port for linking up to 8 inverters for multiple pump systems.

# EZ-finder, more than just a simple selector

**EZ-finder**, a way to look for a model of electric pump?? **Much more.** It is the ultimate tool to find and select the right product for your needs. Thanks to the logic of the selector, it is possible to search for a product in **various ways**: according to the duty point, by entering the model name or by selecting the application type. **Simple**, the right product in seconds. EZ-finder is the **ideal tool** available to the installer, the designer or the engineer.

Discover it at the link <https://ezfinder.ebara.com>



Everything  
you need  
just a click away  
visit our website [www.ebaraeurope.com](http://www.ebaraeurope.com)



## Data book

Complete technical documentation to be consulted to obtain all the data related to the pumps



## Instruction manual

The manual with all the information needed for correct installation of our pumps



## Kensaku

a system for the selection of spare parts



## Ez-finder

The correct pump selection software for every need  
<https://ezfinder.ebara.com>



## Service

A team of professionals at your disposal to advise you in your choice of pump and to offer post sale assistance

# EBARA sales network

## EUROPE

**EBARA Pumps Europe S.p.A.**  
Via Torri di Confine 2/1 int. C  
36053 Gambellara (Vicenza), Italy  
Phone +39 0444 706811  
Fax +39 0444 405811  
[www.ebaraeurope.com](http://www.ebaraeurope.com)

Italian Sales (for order only):  
e-mail: [ordini@ebaraeurope.com](mailto:ordini@ebaraeurope.com)  
Export Sales (for order only):  
e-mail: [exportsales@ebaraeurope.com](mailto:exportsales@ebaraeurope.com)

Technical Customer Service (TCS):  
e-mail: [tcs@ebaraeurope.com](mailto:tcs@ebaraeurope.com)  
Phone +39 0444 706869/902/923/833

**EBARA Pumps Europe S.p.A. GERMANY**  
Elisabeth-Selbert-Straße 2  
63110 Rodgau, Germany  
Phone +49 (0) 6106-660 99-0  
Fax +49 (0) 6106-660 99-45  
e-mail: [info@ebara.de](mailto:info@ebara.de)

**EBARA Pumps Europe S.p.A. UNITED KINGDOM**  
Unit A, Park 34  
Collett Way - Didcot  
Oxfordshire - OX11 7WB, United Kingdom  
Phone +44 1895 439027 - Fax +44 1235 815770  
e-mail: [mktguk@ebaraeurope.com](mailto:mktguk@ebaraeurope.com)

**EBARA Pumps Europe S.p.A. FRANCE**  
122, Rue Pasteur  
69780 Toussieu, France  
Phone +33 4 72769482  
Fax +33 805101071  
e-mail: [mktgf@ebaraeurope.com](mailto:mktgf@ebaraeurope.com)

**EBARA POMPYS POLSKA Sp. z o.o.**  
ul. Działkowa 115 A  
02-234 Warszawa, Poland  
Phone +48 22 3909920  
Fax +48 22 3909929  
e-mail: [mktgpl@ebaraeurope.com](mailto:mktgpl@ebaraeurope.com)

**EBARA Pumps RUS Ltd.**  
Prospekt Andropov 18, building 7, floor 11  
115432 Moscow  
Phone +7 499 6830133  
e-mail: [mktgrus@ebaraeurope.com](mailto:mktgrus@ebaraeurope.com)

**EBARA PUMPS IBERIA, S.A.**  
Polígono Ind. La Estación  
C/Cormoranes 6-8  
28320 Pinto (Madrid), Spain  
Phone +34 916.923.630  
Fax +34 916.910.818  
e-mail: [marketing@ebara.es](mailto:marketing@ebara.es)

## MIDDLE EAST

**EBARA Pumps Middle East FZE**  
P.O. BOX 61383  
Jebel Ali, Dubai, UAE  
Phone +971 4 8838889  
Fax +971 4 8835307  
e-mail: [info@ebarame.ae](mailto:info@ebarame.ae)

**EBARA PUMPS SAUDI ARABIA LLC**  
St. 98, Dammam Second Industrial City, P.O.Box. 9210,  
Dammam 34333, Kingdom of Saudi Arabia  
Phone 966-138022014

## ASIA & SOUTHEAST ASIA

**EBARA Corporation**  
11-1, Haneda Asahi-cho, Ohta-ku,  
Tokyo 144-8510, Japan  
Phone +81 3 3743-6111  
Fax +81 3 5736 3100  
[www.ebara.co.jp](http://www.ebara.co.jp)

**EBARA Corporation Fujisawa plant**  
4-2-1, Hon-Fujisawa, Fujisawa-shi.  
Kanagawa 251-8502, Japan  
Phone +81-466-83-8111  
Fax +81-466-81-2164

**EBARA Machinery (CHINA) CO., Ltd.**  
Room No.303, Beijing Fortune Plaza,  
No. 7 Dongsanhuan Zhong Road, Chaoyang District  
Beijing, 100020 P. R. China  
Phone 86-10-65309996  
Fax 86-10-6530-8968  
e-mail: [emc@ebara.cn](mailto:emc@ebara.cn)  
[www.ebara.cn](http://www.ebara.cn)

**EBARA Densan (Qingdao) Technology Co., Ltd.**  
No.88, Wangsha Road, Chengyang Qingdao,  
Shandong Province, P.R.China  
Phone 86-532-8965-3382  
Fax 86-532-8965-3379  
[www.edq-ebara.com](http://www.edq-ebara.com)

**EBARA-Densan Taiwan Manufacturing Co., Ltd.**  
No.7, Nan-Yuen 2nd Road, Chung Li City,  
Tao Yuen Hsien, Taiwan  
Phone 886-3-451-5881  
Fax 886-3-452-7904  
[www.ebara.com.tw](http://www.ebara.com.tw)

**EBARA Thailand Limited**  
3rd Floor Achme Build. 125 Phetchburi Road  
Tungphayathai, Rajthevee, Bangkok 10400, Thailand  
Phone 66-2-216-4935  
Fax 66-2-216-4937  
e-mail: [info@ebara.co.th](mailto:info@ebara.co.th)  
[www.ebara.co.th/index.php/en/](http://www.ebara.co.th/index.php/en/)

**EBARA Fluid Machinery Korea Co., Ltd.**  
3rd Fl. Hyun-Seok Tower, 50,  
Seolleung-Ro 93-Gil, Gangnam-Gu  
Seoul, 135-513 Korea  
Phone 82 70 43621100  
Fax 82 70 82302030  
e-mail: [nishikura.ryutaro@efmk-ebara.com](mailto:nishikura.ryutaro@efmk-ebara.com)

**EBARA Pumps Philippines, Inc.**  
Canlubang Industrial Estate,  
Cabuyao 4025, Laguna, Philippines  
Phone 0063-49-549-1806  
Fax 0063-49-549-1915  
e-mail: [marketing@ebaraphilippines.com](mailto:marketing@ebaraphilippines.com)  
[www.ebaraphilippines.com.ph](http://www.ebaraphilippines.com.ph)

**P.T. EBARA Indonesia**  
Jl. Raya Jakarta - Bogor Km. 32  
Desa Curug, Cimanggis-Depok  
Jawa Barat, 16953 Indonesia  
Phone ( 62-21) 874 0852-53  
Fax ( 62-21) 874 0033  
e-mail: [marketing@ebaraindonesia.com](mailto:marketing@ebaraindonesia.com)  
[www.ebaraindonesia.com](http://www.ebaraindonesia.com)

**EBARA Pumps Malaysia Sdn. Bhd**  
6, Jalan TP3, UEP Subang Jaya Industrial Park,  
47620, Subang Jaya, Selangor, Malaysia.  
Phone 603-8023 6622  
Fax 603-8023 9355  
e-mail: [sales@ebara.com.my](mailto:sales@ebara.com.my)  
[www.ebara.com.my](http://www.ebara.com.my)

**EBARA Engineering Singapore Pte. Ltd.**  
No 1, Tuas Link 2, Singapore 638550  
Phone 65-6862-3536  
Fax 65-6861-0589  
e-mail: [stdpump@ebarnet.com.sg](mailto:stdpump@ebarnet.com.sg)  
[www.ebara.com.sg](http://www.ebara.com.sg)

**EBARA MACHINERY INDIA PRIVATE LIMITED**  
#133, 1st Floor, Velachery Main Road, Guindy,  
Chennai 600 032, India  
Phone 91-755-0089388

**EBARA Vietnam Pump Company Limited**  
Lai Cach Industrial Zone, Lai Cach Town,  
Cam Giang District,  
Hai Duong Province, Vietnam  
Tel 84-2203-850182  
Fax 84-2203-850180  
e-mail: [info@evpc-vn.com](mailto:info@evpc-vn.com)  
[www.ebarapump.com.vn/en/](http://www.ebarapump.com.vn/en/)

## AMERICA

**EBARA PUMPS AMERICAS CORPORATION**  
1651 Cedar Line Drive  
Rockhill, South Carolina 29730 U.S.A.  
Phone 803 327-5005  
Fax 803 327-5097  
e-mail: [info@pumpsebara.com](mailto:info@pumpsebara.com)  
[www.pumpsebara.com](http://www.pumpsebara.com)

**EBARA Bombas América do Sul Ltda**  
Rua Joaquim Marques de Figueiredo, 2-31,  
Distrito Industrial, CEP 17034-290, Bauru, SP, Brasil  
Phone +55 14 4009-0000  
Fax +55 14 4009-0044  
e-mail: [assistencia@ebara.com.br](mailto:assistencia@ebara.com.br)  
[www.ebara.com.br/ebara/pt/index.php](http://www.ebara.com.br/ebara/pt/index.php)

**EBARA Bombas Colombia S.A.S.**  
Autopista Medellín km 7 Celta Trade Park Bodega  
02 Lote 116 Funza, Republica de Colombia  
Phone 57-1-826-9865

## AFRICA

**EBARA PUMPS SOUTH AFRICA (PTY) LTD**  
26 Kyalami Boulevard, Kyalami Business Park,  
1684, Midrand, Gauteng  
South Africa  
Phone: +27 11 466 1844  
Fax: +27 11 466 1933

## OCEANIA

**EBARA Pumps Australia Pty. Ltd.**  
7, Holloway Drive  
Bayswater 3153 Victoria, Australia  
Phone 0061-3-97613033  
Fax 0061-3-97613044  
e-mail: [berrett@ebara.com.au](mailto:berrett@ebara.com.au)  
[sales@ebara.com.au](mailto:sales@ebara.com.au)  
[www.ebara.com.au/index.html](http://www.ebara.com.au/index.html)

DNV·GL

# MANAGEMENT SYSTEM CERTIFICATE

Certificato no./Certificate No.: 164980-2014-AE-ITA-ACCREDIA      Data prima emissione/Initial date: 14 ottobre 2014      Validità:/Valid: 14 ottobre 2017 - 14 ottobre 2020

Si certifica che il sistema di gestione di/This is to certify that the management system of

## EBARA PUMPS EUROPE S.p.A.

Sede Legale: Via Campo Sportivo, 30 - 38023 Cles (TN) - Italy  
e i siti come elencati nell'Appendix che accompagna questo certificato / and the sites as mentioned in the appendix accompanying this certificate

È conforme ai requisiti della norma per il Sistema di Gestione Ambientale/  
Has been found to conform to the Environmental Management System standard:

### ISO 14001:2015

Valutato secondo le prescrizioni del Regolamento Tecnico RT-09/  
Evaluated according to the requirements of Technical Regulations RT-09

Questa certificazione è valida per il seguente campo applicativo:

**Progettazione e produzione di pompe e sistemi di pompaggio attraverso le fasi di stampaggio plastica, taglio lamiera e coils, stampaggio lamiera, saldatura, tornitura e fresatura, lavaggio, passivazione, lucidatura, verniciatura, avvolgimento di motori elettrici, assemblaggio e collaudo (EA 18, 17, 14)**

This certificate is valid for the following scope:

**Design, and manufacturing of pumps and pumping systems by means of plastic moulding, metal cutting and shearing, metal stamping, welding, machining and milling, cleaning, passivation, polishing, painting, electrical motors winding, assembly and testing (EA 18, 17, 14)**

Luogo e Data/Place and date:  
Vimercate (MB), 24 maggio 2018



ISO 14001 A      EN 15189 B  
ISO 14001 D      PRG 14001 B  
ISO 14001 M      PRG 14001 C  
SCR 14001 F      SCR 14001 G

Membro di MILA EA per gli schemi di accreditamento ISO, SCA, PRG, PRL, SIF, GNL, LAB e LAT, di MILA IAF per gli schemi di accreditamento ISO, SCA, SSI, PSM e PRG e di MILA ILAC per gli schemi di accreditamento LAB, MED, LAT e ISP

Per l'Organismo di Certificazione/  
For the Certification Body  
DNV GL - Business Assurance  
Via Energy Park, 14 - 20871 Vimercate (MB) - Italy

Zeno Beltrami  
Management Representative

La validità del presente Certificato è subordinata al rispetto delle condizioni contenute nel Contratto di Certificazione/  
Lack of fulfillment of conditions as set out in the Certification Agreement may render this Certificate invalid.  
DNV GL Business Assurance Italia S.r.l., Via Energy Park, 14 - 20871 Vimercate (MB) - Italy. TEL: 039 68 99 905. www.dnvgi.it

DNV·GL

# MANAGEMENT SYSTEM CERTIFICATE

Certificato no./Certificate No.: CERT-17819-2006-AQ-VEN-SINCERT      Data prima emissione/Initial date: 13 ottobre 2006      Validità:/Valid: 10 ottobre 2018 - 10 ottobre 2021

Si certifica che il sistema di gestione di/This is to certify that the management system of

## EBARA PUMPS EUROPE S.p.A.

Sede Legale: Via Campo Sportivo, 30 - 38023 Cles (TN) - Italy  
e i siti come elencati nell'Appendix che accompagna questo certificato / and the sites as mentioned in the appendix accompanying this certificate

È conforme ai requisiti della norma per il Sistema di Gestione Qualità/  
has been found to conform to the Quality Management System standard:

### ISO 9001:2015

Questa certificazione è valida per il seguente campo applicativo:

**Progettazione, produzione, vendita e commercializzazione di pompe e sistemi di pompaggio (EA: 18, 17, 14)**

This certificate is valid for the following scope:

**Design, manufacture, sales and trade of pumps and pumping systems (EA: 18, 17, 14)**

Luogo e Data/Place and date:  
Vimercate (MB), 03 ottobre 2018



ISO 14001 A      EN 15189 B  
ISO 14001 D      PRG 14001 B  
ISO 14001 M      PRG 14001 C  
SCR 14001 F      SCR 14001 G

Membro di MILA EA per gli schemi di accreditamento ISO, SCA, PRG, PRL, SIF, GNL, LAB e LAT, di MILA IAF per gli schemi di accreditamento ISO, SCA, SSI, PSM e PRG e di MILA ILAC per gli schemi di accreditamento LAB, MED, LAT e ISP


Per l'Organismo di Certificazione/  
For the Certification Body  
DNV GL - Business Assurance  
Via Energy Park, 14 - 20871 Vimercate (MB) - Italy

Zeno Beltrami  
Management Representative

La validità del presente Certificato è subordinata al rispetto delle condizioni contenute nel Contratto di Certificazione/  
Lack of fulfillment of conditions as set out in the Certification Agreement may render this Certificate invalid.  
DNV GL Business Assurance Italia S.r.l., Via Energy Park, 14 - 20871 Vimercate (MB) - Italy. TEL: 039 68 99 905. www.dnvgi.it



[www.ebara-europe.com](http://www.ebara-europe.com)

Looking ahead,  
going beyond expectations  
*Ahead*  *Beyond*





**EBARA Pumps Europe S.p.A.**

Via Torri di Confine 2/1 int. C  
36053 Gambellara (Vicenza), Italy  
Phone +39 0444 706811  
Fax +39 0444 405811  
ebara\_pumps@ebaraeurope.com  
www.ebaraeurope.com

**EBARA Corporation**

11-1, Haneda Asahi-cho, Ota-ku,  
Tokyo 144-8510  
Japan  
Phone +81 3 6275 7598  
Fax +81 3 5736 3193  
www.ebara.com

